School Policies / Dress Code

This presentation highlights & gives visuals to help with the 2021-2022 school years policies.

BLPA 2021-2022

The full BLPA Dress Code can be found at: BLPA 2021-2022 Handbook

Polos: Plain & Solid in Color.
Any color except NEON & NO LOGOS.

Oxford button up shirts for guys & girls.
Plain & **Solid** in color.
Any Color except NEON & NO LOGOS.

NOT Dress Code compliant shirts:

NEON, Not Solid, no collar, & LOGOs

Appropriate Outerwear: Sweaters, Sweater Vests, Cardigans, Crewnecks:

Plain & Solid in Color. Any color except NEON & NO LOGOS.

***** School dress code shirt must be worn under outerwear.***

NOT Dress Code Compliant Outerwear:

All sweaters, sweater vests, cardigans, & crew necks **MUST** be **SOLID** in color, no logos, & have a dress code approved shirt worn underneath.

Crewneck without school approved shirt under & a logo



Not Solid In Color

Sweater without school appropriate shirt under it.

Girl Pants, Joggers, Shorts, Skirts:
Plain and **Solid** in Color & Non Neon.
Plaid is not a part of BLPA Dress Code.

Guy Pants, Joggers, & Shorts:

Plain & Solid in Color & Non Neon

NOT Dress Code Compliant Bottoms:

All bottoms must be plain & solid in color. Sweatpants, Leggings, Painter & Cargo Pants are not apart of the dress code.

Cargo / painter pants

Athletic Shorts



Sweatpants



Leggings

Students are allowed to wear Banning T-shirts and Banning Hoodies any day of the week with dress code compliant bottoms!

PTO and our Athletic Booster Club are selling Spirit Wear.

Feel free to click the links below to place your order for T-Shirts, Hoodies, and more!

PTO: PTO SPIRIT WEAR

Athletic Booster Club: BOOSTER CLUB SPIRIT WEAR

Links are available when the stores are open. Stores are open on a rotation. They typically are open for a week and close for two weeks to fulfill the orders and then reopen.

A few of our 2021/2022 Spirit Wear items available to order and wear any day of the school week!!

NOT Dress Code Compliant HOODIES:

Any Hoodie worn at the Prep **MUST** be a Banning Lewis Hoodie.
No other Hoodies will be allowed to be worn in the building.

Dollar Jean Days / Spirit Days

Jeans with a school appropriate top are allowed on designated dollar jean days.

High School students, along with the dollar Jean Days, are also allowed to wear jeans the **first day of the school week** as a part of their uniform option at **no cost**!

Jeans are to be cleancut without holes or tears.

NOT School Compliant Dollar Jean Days / Spirit Day Clothing:

NO HOLES in jeans. No patterned jeans.

No personal t-shirts.

Yes to Crocs

ONLY natural hair color allowed. Images are examples of not natural colors.









- Hair may only be dyed / styled in naturally occurring colors (brown, black, grey, natural red, blonde).

Dress Code Policy

Consequences for Non-Compliance

First and second offense – verbal warning, parent is notified, student gets into compliance, documented in PowerSchool via Log Entry.

Third and any future offenses – parent picks up student for remainder of day, suspension, documented in PowerSchool via Log Entry.

Cell Phone Policy

Students may possess personal electronic devices (Cell phones, tablets, iPod, portable gaming devices, earphones, smartwatches, etc.) on the BLPA campus, but may only access them outside of the school day (7:45 a.m. – 3:15 p.m.) unless expressly directed to do so by a staff member. If at any time a student's access to a personal electronic device is disruptive to the educational process, then the device may be confiscated by the teacher for the remainder of that class period. Repeated disruptions stemming from access to a personal electronic device may result in a discipline referral and not being allowed to have said device on campus.

Consequences for Non-Compliance

First Offense:

Teacher collects the phone (after student powers it off), reminds them of policy, logs it, gives student phone back at the end of the period.

Second Offense:

Teacher collects the phone (after student powers it off), reminds them of policy, logs it, turns phone in to front office, contacts parents, student may pick the phone up from the front office at the end of the day.

Third Offense:

Teacher collects the phone (after student powers it off), reminds them of policy, logs it, turns phone in to front office, Admin calls home and lets the parent know they will need to pick it up.

Hall Passes

Student planners are used for hall passes. One student is allowed out of the classroom at a time. Students are to be in their assigned classroom during class periods.

Drop off Procedures

Please help us get over 900 students into the building safely and on time by following the drop off procedures.

- High School enters through the Front Entrance
- Middle School enters through the Side Entrance

- Please stay in the right lane
- Once you pass the front HS entrance / crosswalk, pull as far forward as you can, come to a complete stop and quickly exit the car.
- Once your child has exited the vehicle, pull off to the left lane without blocking the right lane and exit the school.
- MS parents please don't try to wait to get your child closer to the MS doors.
- HS parents, please don't stop traffic by letting your child out closer to the HS door.
- It is important to pull as far forward as you can, come to a complete stop and have your child quickly exit the car and walk to their assigned entrance.
- The Goal: 30 cars slide into the drop off zone (after HS door and MS) children exit quickly, cars pull off for the next 30 to slide in safely/quickly.
- If you are using the parking lot to drop your child of, please park in a parking spot. Have your child exit the car. Then please exit the parking lot the way you came in. Do not drive through; that stops the flow of traffic for those who are using the drop off lane as recommended and preferred for our students. Quick Drop off Video

Pick Up Procedures

Please help us get over 900 students home safely by following the pick up procedures.

- Please stay in the right lane
- As soon as your child enters your car, you may move over to the left lane and proceed to exit.
- If you are using the parking lot to pick your child up, please park in a parking spot. Have your child enter the car. Then exit the parking lot the way you came in. Do not drive through; that stops the flow of traffic for those who are using the pick up lane as recommended and preferred for our students.
- If your child is walking home, it is important for them to use the crosswalk in front of the school where our crossing guard can safely have them cross the street. Please remind them not to walk down the sidewalk and try to cross later by the dog park. We want to make sure they are safely crossing the street.

Digital Responsibilities

- School computers are the ***school's computers***.
- Browsing History can be reviewed in *real-time* by the school's administration
- **DO NOT** access non school related websites
- You are responsible for the condition of the computer; You may be responsible for the cost of repairs

Bottom line: the school issued computer should only be used for school assignments

School Policies / Dress Code

BLPA 2021-2022

The full Dress Code can be found at: BLPA 2021-2022 Handbook